

BALDOR® • RELIANCE 

Product Information Packet

CPX36746T

75//60HP,1780//1480RPM,3PH,60//50HZ,365T

Part Detail							
Revision:	D	Status:	PRD/A	Change #:		Proprietary:	No
Type:	AC	Elec. Spec:	A36WG1512	CD Diagram:	416820-002	Mfg Plant:	
Mech. Spec:		Layout:	616512-505	Poles:	04	Created Date:	02-07-2019
Base:		Eff. Date:	01-31-2020	Leads:	3#4,6#6		

Specs			
Catalog Number:	CPX36746T	Enclosure Modification:	Severe Duty Features
Enclosure:	TEFC	Feedback Device:	NO FEEDBACK
Frame:	365T	Heater Indicator:	No Heater
Frame Material:	Iron	Insulation Class:	F
Output @ Frequency:	75.000 HP @ 60 HZ	Inverter Code:	Inverter Ready
Synchronous Speed @ Frequency:	1800 RPM @ 60 HZ	IP Rating:	IP55
Voltage @ Frequency:	230.0 V @ 60 HZ	KVA Code:	G
	460.0 V @ 60 HZ	Lifting Lugs:	Standard Lifting Lugs
XP Class and Group:	CLI GP C,D; CLII GP E,F,G	Motor Lead Quantity/Wire Size:	3 @ 4 AWG
XP Division:	Division I	Motor Type:	A36070M
Agency Approvals:	CSA EEV	Mounting Arrangement:	F1
	UL	Power Factor:	86
	CSA	Product Family:	General Industrial
	CCSA US	Pulley End Bearing Type:	Ball
Auxillary Box:	No Auxillary Box	Pulley Face Code:	Standard
Base Indicator:	Rigid	Shaft Ground Indicator:	No Shaft Grounding
Bearing Grease Type:	Polyrex EM (-20F +300F)	Shaft Rotation:	Reversible
Constant Torque Speed Range:	10-60	Shaft Slinger Indicator:	Shaft Slinger

Current @ Voltage:	172.000 A @ 230.0 V	Speed Code:	Single Speed
	86.000 A @ 460.0 V	Motor Standards:	NEMA
Design Code:	B	Starting Method:	Direct on line
Drip Cover:	No Drip Cover	Thermal Device - Bearing:	None
Duty Rating:	CONT	Thermal Device - Winding:	Normally Closed Thermostat
		XP Temp Code:	T3C

Nameplate NP2496L

MOBIL POLYREX EM

Nameplate 000613006PC		
CLASS I GROUP	C D X	NO.
CLASS II GROUP	E F G	
OPERATING TEMP CODE	T3C	

Nameplate 000901002AAA	
SUIT @ 55C AMB AT 1.00 SF AT SINEWAVE	

Nameplate NP3140L										
SPEC NO.	A36-7732-1512			CAT.NO.	CPX36746T			FRAME	365T	
HP	75	VOLTS	230/460		PHASE	3	DESIGN	B	TYPE	P
RPM	1780	AMPS	172/86		HZ	60	AMB	40	SF	1.00
DRIVE END BEARING	65BC03J30X			DUTY	CONT		INSUL.CLASS	F		
OPP D.E. BEARING	65BC03J30X			ENCL	TEFC	CODE	G			
SF	1.15	WK2	14.02		MAG CUR	27.6		RPM MAX	3600	
CT HZ	10-60		VT HZ	0-60		CHP HZ	60-90		NEMA-NOM-EFF	95.4
SER.NO.	IP66									
				MOTOR WEIGHT						

Parts List		
Part Number	Description	Quantity
SA365904	SA A36-7732-1512	1.000 EA
RA355309	RA A36-7732-1512	1.000 EA
421948032	LABEL, MYLAR	1.000 EA
NP2496L	MOTOR LUBE NAMEPLATE	1.000 EA
000692000VD	LABEL WARNING	1.000 EA
LB1073	ALUM XP CAUTION LABEL	1.000 EA
000613006PC	N/P U/L (REL QTY 500)	1.000 EA
000901002AAA	N/P BLANK (RELEASE QTY 1,500)	1.000 EA
NP3140L	INVERTER DUTY, SS, CC, CSA-C US, CSA EEV	1.000 EA
609158001B	SLGR - 360	1.000 EA
603284001S	SLGR - 360	1.000 EA
087793060BB	BRKT 360 087793050WCB	1.000 EA
415072001B	CLAMP	1.000 EA
415030051AX	BUSH - 360	1.000 EA
078559001A	+FANCV - 360	1.000 EA
034180012DA	KEY 1X4X1/4X1-1/2 L	1.000 EA
702676001C	FAN 360	1.000 EA
004824015A	GREASE POLYREX EM	0.540 LB
032018008AK	HHCS 1/4-20X1 PLATED	4.000 EA
032018018CK	HHCS 3/8-16X2-1/4 PLTD.	2.000 EA
415096002A	CPLG 1/8 HEX TYPE	1.000 EA
604923009R	SLGR - 360	1.000 EA
410700004F	WSHR	1.000 EA
034017016AB	LCKW 1/2" PLATED	4.000 EA

Parts List (continued)		
Part Number	Description	Quantity
034017012AB	LCKW 1/4 STD. PLATED 034017012AF	4.000 EA
032130020DB	HSCHS 1/2-13X2-1/2 PLTD.	4.000 EA
034017014AB	LCKW 3/8 STD. PLATED	2.000 EA
034530056AC	P/NIP 1/8X7L GALV-365	1.000 EA
032620012HD	HSSS 8-32X3/8 304S.S.	2.000 EA
034690002AB	PPLG 1/4" PLTD.	1.000 EA
034690002AB	PPLG 1/4" PLTD.	1.000 EA
087793113	BRKT STD 313 E360 FCXP W/ CL.II GRP E &	1.000 EA
032018018CK	HHCS 3/8-16X2-1/4 PLTD.	2.000 EA
604923009R	SLGR - 360	1.000 EA
034017016AB	LCKW 1/2" PLATED	4.000 EA
034017014AB	LCKW 3/8 STD. PLATED	2.000 EA
032620012HD	HSSS 8-32X3/8 304S.S.	2.000 EA
404478000CC	BRDRN (180-280)	1.000 EA
034530020AB	P/NIP 1/8X2-1/2 PLTD	1.000 EA
415096002A	CPLG 1/8 HEX TYPE	1.000 EA
415030051AX	BUSH - 360	1.000 EA
032130020DB	HSCHS 1/2-13X2-1/2 PLTD.	4.000 EA
16CB1001A01	CONDUIT BOX MACH GRP C MTRS 16CB1001	1.000 EA
16CB1501A01	CONDUIT BOX LID MACH.GRP C MTRS 16CB1501	1.000 EA
418150003A	GREASE FITTING CAP	1.000 EA
034017018AB	5/8 MED LOCK WASHER ZP	8.000 EA
034017014AB	LCKW 3/8 STD. PLATED	4.000 EA
035000001A	ALFTG 1/8" 1610-BL	1.000 EA

Product Information Packet: CPX36746T - 75//60HP,1780//1480RPM,3PH,60//50HZ,365T

032130016EB	SHSCS 5/8-11X2 PLTD.	8.000 EA
047024002J	TERMINAL LUG - MAKE FROM 047024002F	1.000 EA
406099000A	PLUG - FAN COVER 320-440	1.000 EA
032018008DK	HHCS 1/2-13X1 PLATED	1.000 EA
034017016AB	LCKW 1/2" PLATED	1.000 EA
032130014CB	SHSCS 3/8-16X1-3/4 PLTD.	4.000 EA
035000001A	ALFTG 1/8" 1610-BL	1.000 EA
418150003A	GREASE FITTING CAP	1.000 EA
004824003CEH	WILKO PAINT 789.229 DARK GREY CHARCOAL T	0.250 GA
033775004EA	DRSCR #6-1/4 304 S.S.	8.000 EA
034180034HA	KEY 5/8X5/8X4-1/4 L	1.000 EA
14PA1000	PACKAGING 314 GROUP COMBINED PRINT	1.000 EA
HW1000A32	5/16 FL WASHER WIDE,ID=.344,OD=1.125	3.000 EA
032509020C	CARRIAGE BOLT - 360	3.000 EA

REL. S.O.	FRAME	HP	TYPE	PHASE/HERTZ	RPM	VOLTS
	365TC	75	P	3/60	1780	230/460
AMPS	DUTY	AMB °C/ INSUL.	S.F.	NEMA DESIGN	CODE LETTER	ENCL.
172/86	CONT	40/F	1.15	B	G	TEFC
E/S	ROTOR	TEST S.O.	TEST DATE	STATOR RES @25 °C (OHMS BETWEEN LINES)		
-	418141043EE	---	---	.0210/.0843		

PERFORMANCE

LOAD	HP	AMPERES	RPM	POWER FACTOR %	EFFICIENCY %
NO LOAD	0	27.6	1800	3.82	0
1/4	18.8	34.5	1796	54.4	93.6
2/4	37.5	48.5	1791	75.7	95.6
3/4	56.2	66.3	1786	83.0	95.7
4/4	75.0	86.0	1781	85.7	95.4
5/4	93.8	107	1776	86.9	94.7
SPEED TORQUE					
		RPM	TORQUE % FULL LOAD	TORQUE LB.-FT.	AMPERES
LOCKED ROTOR		0	196	433	542
PULL UP		1130	166	368	458
BREAKDOWN		1699	252	557	293
FULL LOAD		1781	100	221	86.0

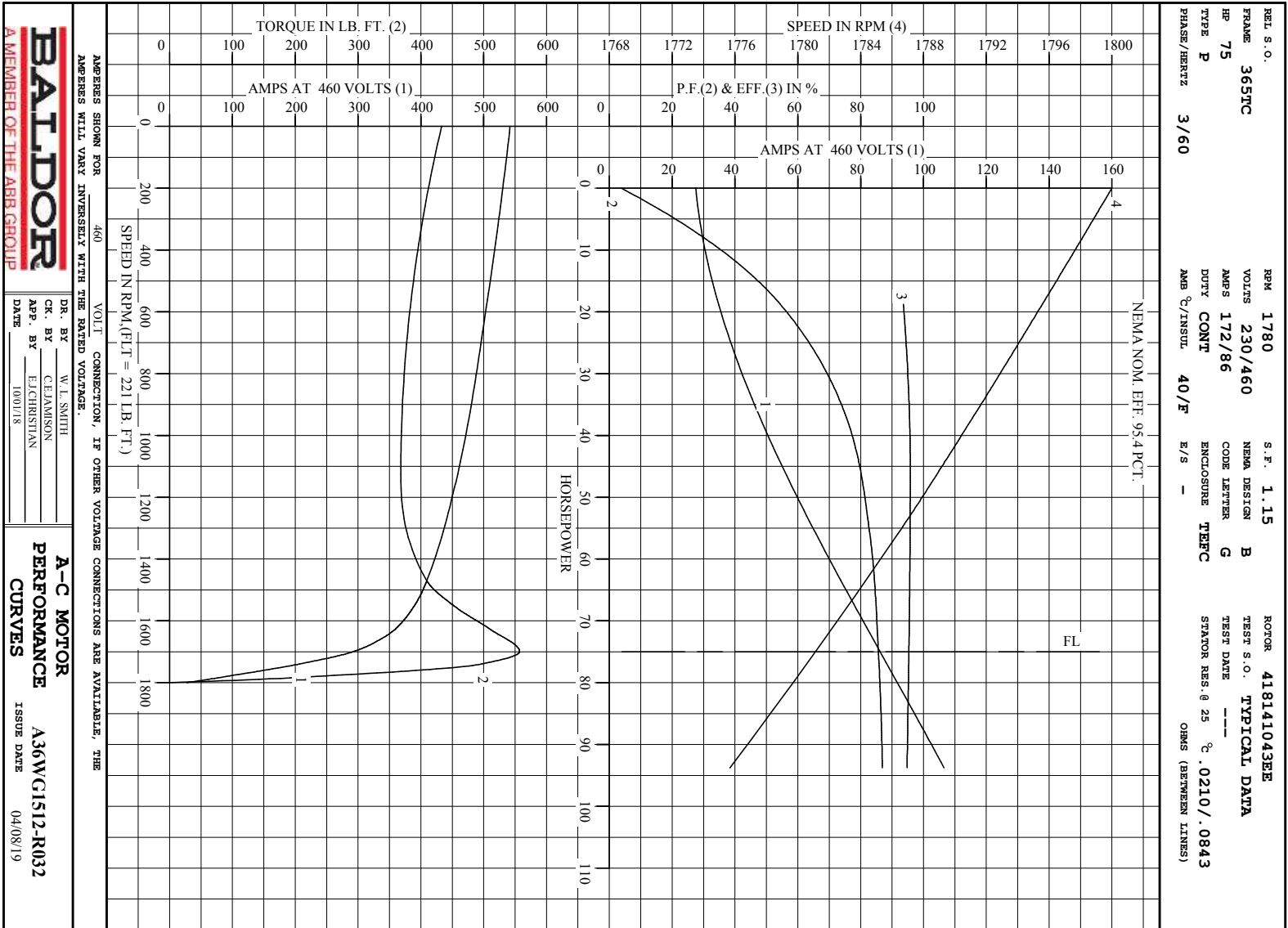
AMPERES SHOWN FOR 460. VOLT CONNECTION. IF OTHER VOLTAGE CONNECTIONS ARE AVAILABLE, THE AMPERES WILL VARY INVERSELY WITH THE RATED VOLTAGE

REMARKS: TYPICAL DATA
NEMA NOM. EFF. 95.4 PCT.



DR. BY W. L. SMITH
CR. BY C. E. JAMISON
APP. BY E. J. CHRISTIAN
DATE 10/01/18

A-C MOTOR PERFORMANCE DATA
A36WG1512-R032
ISSUE DATE 04/08/19

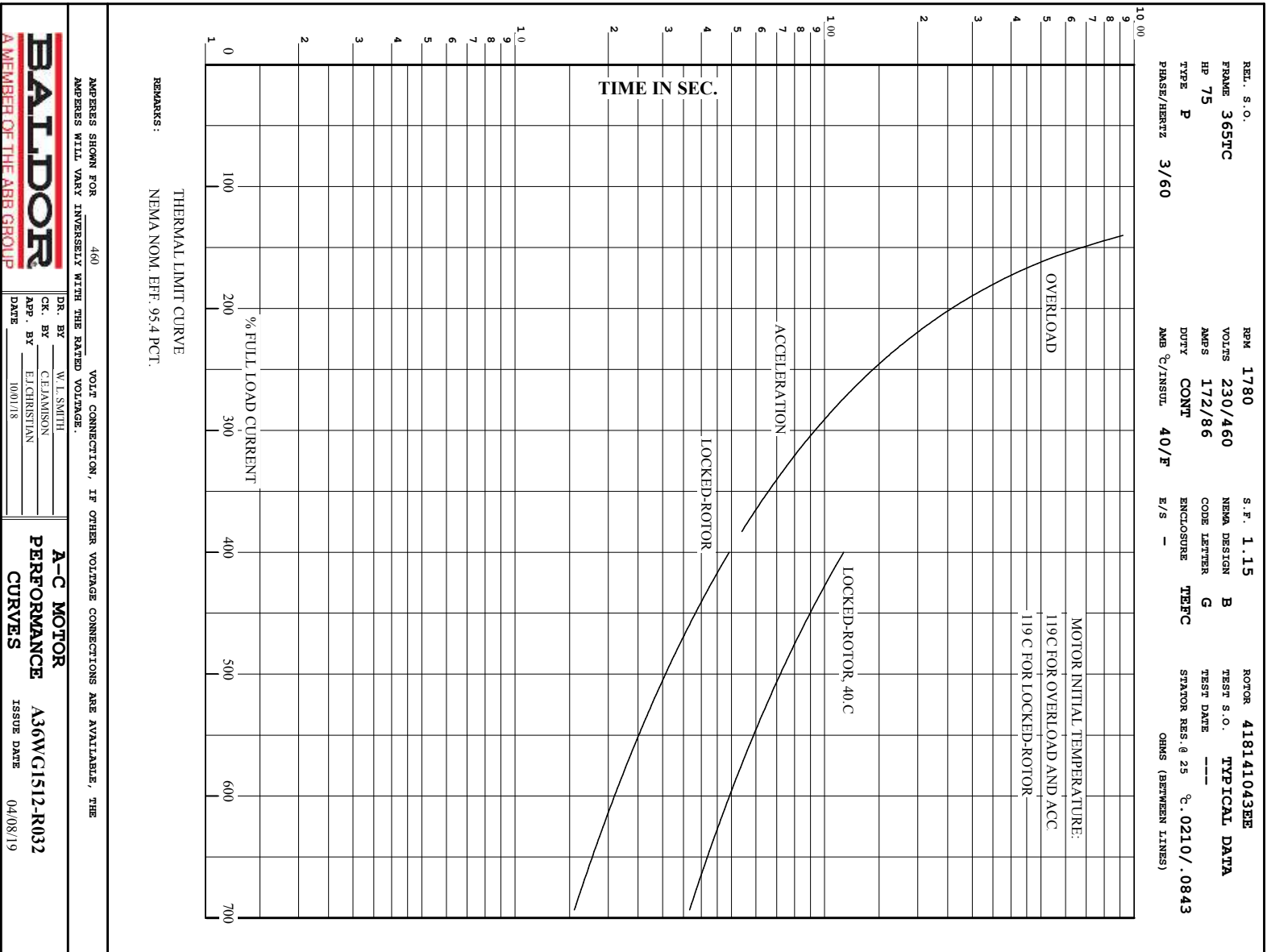


BALDOR
A MEMBER OF THE ABB GROUP

DR. BY W. L. SMITH
 CK. BY C. EAMONSON
 APP. BY E. CHRISTIAN
 DATE 10/01/18

A-C MOTOR
PERFORMANCE
CURVES
 A36WC1512-R032
 ISSUE DATE 04/08/19

Printed on 4/8/19 14:29 @ bengap01.baldor.com



DUTY MASTER ALTERNATING CURRENT MOTORS

616512-505

SQUIRREL-CAGE INDUCTION

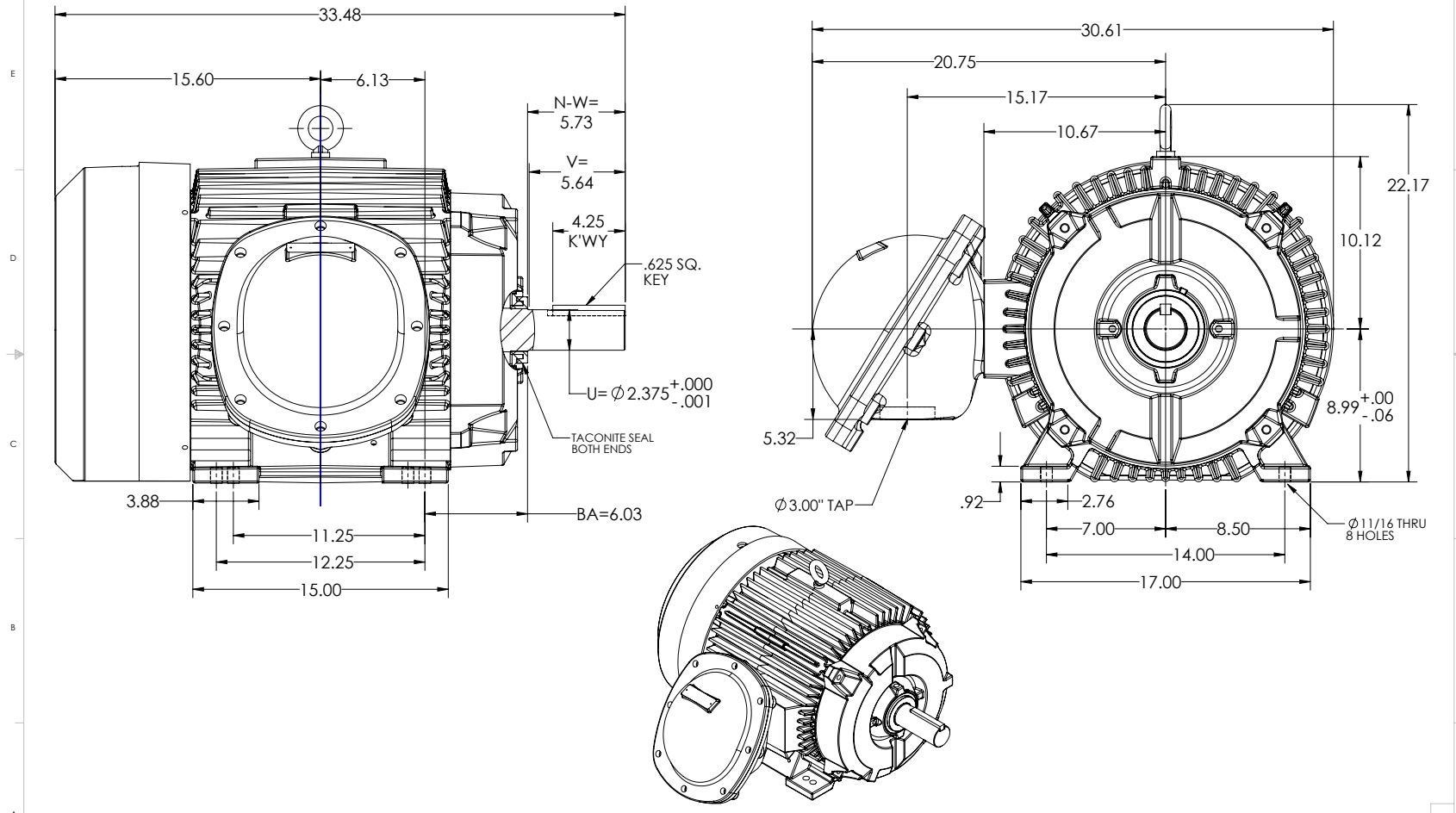
ENCLOSURE: TOTALLY ENCLOSED

FRAME 365T

COOLING: FAN-COOLED

MOUNTING: FOOT, F-1 SIDE

INCLUDES 364T FRAME MOUNTING HOLES
CLASS 1 GROUP C&D / CLASS 2 GROUP E,F & G
WITH TACONITE SEAL BOTH ENDS



DIMENSIONS ARE IN INCHES

CUSTOMER IS RESPONSIBLE FOR DETERMINING THAT MOTOR PERFORMANCE IS SUITABLE IN THE APPLICATION.

SHEET NUMBER
1 OF 1

IF MOUNTING CLEARANCE DETAILS ARE REQUIRED, CONSULT FACTORY.
MAXIMUM PERMISSIBLE SHAFT RUNOUT WHEN MEASURED AT END OF
STANDARD SHAFT EXTENSION IS .001" T.I.R.

REV. DESC: NEW DRAWING	VERSION: 00	REVISED: 07-28-32 11/26/2014	TDR: 00000880361
MODEL NO: 616512-505	BY: RAGRA		

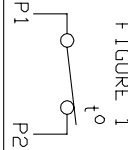

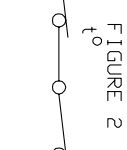
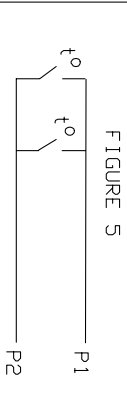
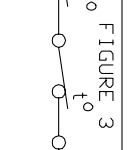
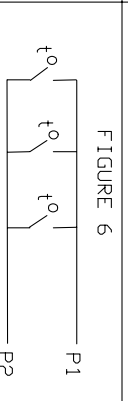
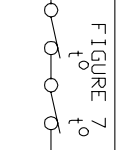
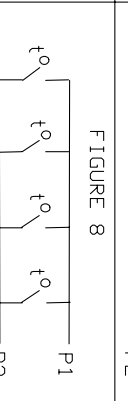
BALDOR

E365T 6313 FCXP W/BOLT ON COND BOX CL 1 GR C.D CL 2 GR E,F&G

616512-505

CONNECTION DIAGRAM ACCESSORIES

MOTOR WINDING THERMOSTATS	
CONTACTS _____ @ _____ °C	
FIGURE NUMBER _____	
CONTACT RATING	
VOLTS	CONTACT RATING CONTINUOUS AMPERES
110-120	3.0
220-240	1.5
440-480	0.75
550-600	0.60
	INRUSH AMPERES
	30
	15
	7.5
	6.0

NORMALLY CLOSED	THERMOSTATS	NORMALLY OPEN
 <p>FIGURE 1</p>		 <p>FIGURE 4</p>
 <p>FIGURE 2</p>		 <p>FIGURE 5</p>
 <p>FIGURE 3</p>		 <p>FIGURE 6</p>
 <p>FIGURE 7</p>		 <p>FIGURE 8</p>

CUSTOMER _____ CUSTOMER ORDER NO. _____ S.D. NO. _____

418174-006

418174-006

REV. DESC: LOADED TO BUS		TDR: 000000570390
REV. LTR: A	VERSION: 01	BY: RAGDRF
FILE: \RAG\00013\849	REVISED: 10:16:21 12/07/2010	
MTL: -		

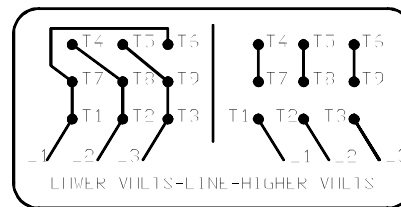
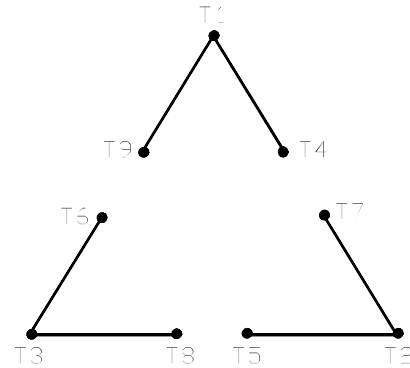
BALDOR

A-C MOTOR CONNECTION ACCESSORIES

SH 1 of 1

416820-002

A-C MOTOR
 CONNECTION DIAGRAM
 STANDARD 9 LEAD DELTA-CONNECTED



(N.P. 1575-B)

416820-002

REV. DESC: FONT CHANGE FOR PDF SEARCHABLE		
REV. LTR: A	VERSION: 01	TDR: 000001009382
FILE: \MGA\00000\661	REVISED: 02:46:19 02/13/2020	BY: MGHMTT
MTL: -	⊙ □	

BALDOR - RELIANCE®

CONN DIAG - STANDARD 9 LEAD, DELTA-CONNECTED

SH 1 of 1

Marketing maintained PDF of MN408:

<http://www.baldor.com/support/Literature/Load.ashx/MN408?ManNumber=MN408>

Marketing maintained PDF of MN416:

<http://www.baldor.com/support/Literature/Load.ashx/MN416?ManNumber=MN416>